

# MARR at a glance – FY 2024

MARR, listed on the Euronext STAR segment of the Italian Stock Exchange, is the leading Italian company in the specialised distribution of food products to the Foodservice



50anni  
1972-2022

## Market leadership – geographic coverage

### HISTORIC PRESENCE IN THE MARKET

- Founded in 1972, **over 50 years** ago

### MARKET LEADER

- The leading company in Italy in the supply to the Foodservice

### UNIQUE SERVICE

- 55,000+ clients served with a range of 25,000+ food products
- 975+ sales agents and about 1,000 trucks to ensure the delivery within 24 hours from the receipt of the order
- Only player with nationwide coverage: 40+ distribution centres some of which with cash&carry
- Commitment to **ESG and Sustainability** ([www.marr.it/en/sustainability](http://www.marr.it/en/sustainability))

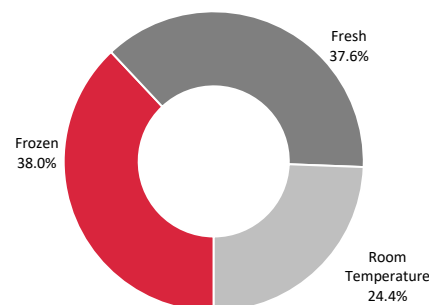
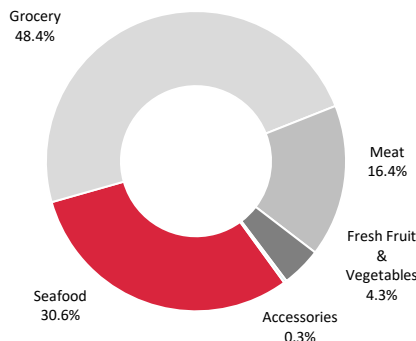
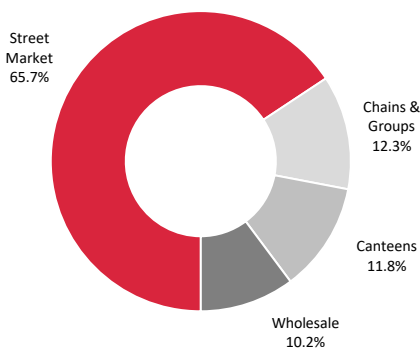


## FY 2024 Sales

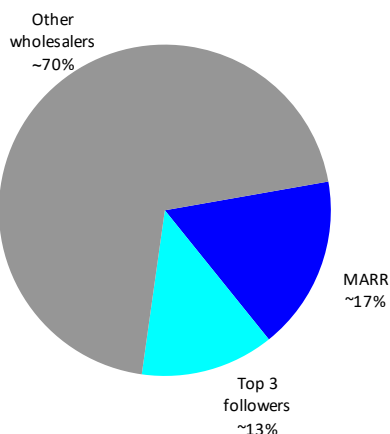
### by client segments

### by client product category

### by conservation



### Wholesalers segment Food supply to Italian Foodservice



### Competitive advantages

- ca 17% market share in a highly fragmented market
- 55,000+ clients out of ca 215,000 Foodservice operators (excluding bars) in Italy: ample room to increase penetration
- Unique private label offer: 1,000+ SKU's that cover ca 25% of sales of analogous products on the Street Market
- A network of 2,800+ suppliers
- Proven credit collection system

# MARR Group – FY 2024 Highlights

**Total consolidated revenues** amounted to 2,098.0€m (2,085.5 €m in 2023).

**EBITDA** and **EBIT** were respectively of 120.2€m (123.1 €m in 2023) and 80.7€m (84.9 €m in 2023).

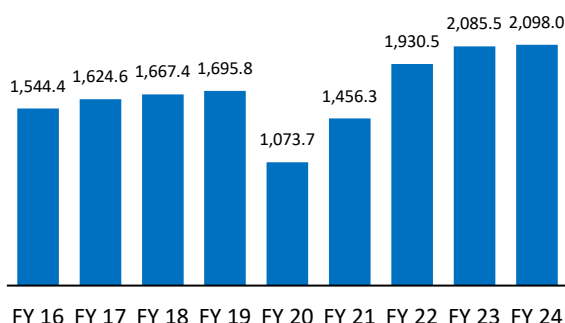
**Net result** was of 42.7€m (47.1 €m in 2023).

As at 31 December 2024 **Net debt** amounted to 237.9€m (170.4€m net of IFRS 16 effect) and **Net equity** to 345.6€m (355.5 €m at the end of the FY 2023).

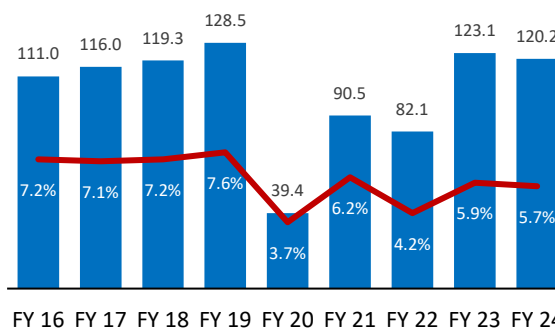
The **Net Trade Working Capital** as at 31 December 2024 amounted to 169.2€m (170.6 €m as at 31 December 2023), with a reduction in terms of incidence on Total Revenues.

## Financial performance

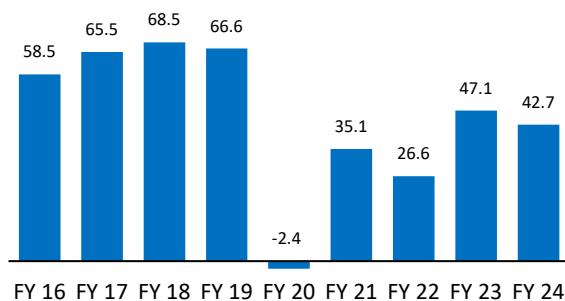
Total Revenues (€m)



EBITDA (€m)



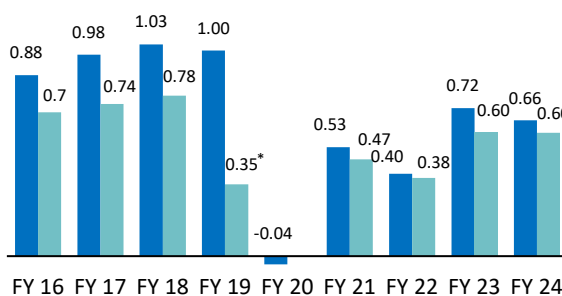
Net Income (€m)



(€)

EPS - DPS

\* paid in October 2021 on the basis of 2019 Result allocated to Reserves



### Share data \*

Share price: 9.90€      Market cap: 658.5€m

no. of shares outstanding: 66,525,120

52-week price: high 12.50€ - low 9.48€

Performance YTD: -2.0%; vs Allstar -0.1%

### BoD composition

- Andrea Foschi (Chairman)
- Francesco Ospitali (CEO)
- Giampiero Bergami (independent)
- Claudia Cremonini
- Alessandro Nova (independent)
- Rossella Schiavini (independent)
- Lucia Serra

### Shareholders \*

